




**TRIETI ENTERPRISES**  
BRIDGING INFRA



**EVOLUTION**

ENGINEERING THE FUTURE WITH PASSION



Engineering | Manufacturing | Sales | Management

# ABOUT US

Welcome To The Harmonious Security Of Your Home, Evolution Elite Steel Doors. Single Stop Solutions For Modern And Affordable Steel Doors. Evolution Was Established In 2021,In Pune Maharashtra, India. To Revolutionize The Door Industries, We Believed That, To Augment The Need For Providing Modern & Durable Doors, A Company Manned By Professionals Shall Be Established. Our Products Are Unique, Modern, Durable, Ecofriendly With Unmatched Quality At Affordable Prices, Which Sets Us Apart From The Traditional Door Manufacturers. Our Designs Are Trendy With Completely Redefining Style Making Your Homes Ultra Modern With Aesthetic Pleasure Where The Combinations Of Innovations And Excellence Meet Toghethere.

We Would Like To Take Complete Responsibility For Revolutionizing Steel Door Industry In India, And Proving Every Home Modern And Premium Quality Steel Doors. Where Doors Provide More Beauty, Strength, And Comparatively Long Lasting To Traditional Wooden Doors, Giving Your Home An Ultimate Security.

## VISION

To Make Every Home Secured And Ecofriendly, By Providing Modern And Aesthetic Touch To Dream House Of Every Indian Individual.

## MISSION

To Be The Only Ultimate Choice Of Customer With Enhanced Designs, Better Quality And The Sutable Option At Most Affordable Price.




ELITE STEEL DOOR

ELITE DOOR OF 70 MM THICKNESS

- ❖ DOOR SIZE :2150\*960
- G.I DOOR FRAME 1.5 MM THICKNESS
- G.I SHEET FOR DOOR 1.0MM THICKNESS



EL 001



EL 002

ELITE DOOR OF 70 MM THICKNESS

- ❖ DOOR SIZE :2150\*960
- G.I DOOR FRAME 1.5 MM THICKNESS
- G.I SHEET FOR DOOR 1.0MM THICKNESS



EL 003



EL 004

Features



NOISE REDUCTION



LOW MAINTENANCE



FIRE RESISTANCE



SECURITY



WEATHER  
RESISTANCE



DURABILITY



DOOR SIZE OPTION



EASY  
INSTALLATION



ECO FRIENDLY



UV PROTECTED



GI/GL DOOR



MULTI / POINT  
LOCKING SYSTEM



## ELITE STEEL DOOR

### ELITE DOOR OF 70 MM THICKNESS

- ❖ DOOR SIZE :2200\*1050
- G.I DOOR FRAME 1.5 MM THICKNESS
- G.I SHEET FOR DOOR 1.0MM THICKNESS



EL 005



EL 006

### ELITE DOOR OF 70 MM THICKNESS

- ❖ DOOR SIZE :2200\*1050
- G.I DOOR FRAME 1.5 MM THICKNESS
- G.I SHEET FOR DOOR 1.0MM THICKNESS



EL 007



EL 008

### Why To Choose Steel Door

#### WEATHER PROOF DOORS



Not just a fair- weather friendly.  
But also Steel doors doesn't shrink or swell with the changing weather.  
Above all it's the best solution to your monsoon worries.

#### FIRE RESISTANT DOOR



You will need a furnace to bring this down. Steel Door stands tall in the case of fire and could give up to 2 hours off "evacuation time." A perfect solution for a stress- free exit.

#### TERMITE PROOF DOORS



No more hollow knocks. Steel Door fully eliminates the possibility of a termite attack .  
A guaranteed fix for a termite free home.

#### EASY TO INSTALL



No more carpenter worries. Once assembled, it is ready to install ensuring best turnaround time for both homeowners and the professional contractors.

#### ECO-FRIENDLY & SUSTAINABILITY



No trees were trimmed to construct this door. Steel Door is an environmental friendly door manufactured in a compliant facility.



# 50 MM GI EMBOSSED DOOR & SHEETS

Gi Door Sheet thickness 0.8 Mm

Gi Frame Thickness 1.2 Mm



EM 001



EM 002



EM 003



EM 004



EM 005



EM 006




# 50 MM GI EMBOSSED DOOR & SHEETS

Gi Door Sheet thickness 0.8 Mm  
Gi Frame Thickness 1.2 Mm



EM 007



EM 008



EM 009




EM 0010



EM 0011



EM 0012






# 50 MM GI EMBOSSED DOOR & SHEETS

Gi Door Sheet thickness 0.8 Mm

Gi Frame Thickness 1.2 Mm



EM 0013



EM 0014



EM 0015



EM 0016



EM 0017



EM 0018





## SS & GI OPERATION THEATER DOORS

### Stainless Steel Doors

Stainless steel doors are ideal for commercial, industrial and high style environments. Manufactured like standard hollow metal doors but with stainless steel components.



### Operation Theater Doors

Operation Theatre Door are also known as surgery room doors. They have been specifically designed for use in areas where hygiene and the control of air leakage are critical. Their smooth and seamless construction makes surgery room doors easy to clean and ensures they do not harbor bacteria. Equipped with a radiation-resistant filling, the hospital operating room door also can be applied in conditioned spaces such as operating room, X-ray room and emergency centers.



### Fire Doors

A door with a fire-resistance rating (sometimes referred to as a fire protection rating for closures) used as part of a passive fire protection system to reduce the spread of fire and smoke between separate compartments of a structure and to enable safe egress from a building or structure.

**SS Doors, Operation Theater Doors & Fire Doors Will be made available in customize size and thickness as per the requirement of projects and needs.**



GI French Doors & Section.




We are One of the Leading Manufacturers of French Door section, Our basic Thought of making the Material available to all the local fabricators, so that French door could be manufactured locally, which could help to Modernize the houses from urban to rural areas. Evolution Enterprises has become the fastest French Door & Window Section manufacturer in Pune. Our GI sections & Hardware are highly price competitive and we offer a good, better and best range, With customize Design if needed, which offers our customers great choice.



| Frame Sizes | Panel Sizes (L/T/Z) | Members (Big/Small) | Window Section | Window Frame<br>Single/Double Groove |
|-------------|---------------------|---------------------|----------------|--------------------------------------|
| 1500        | 2050                | 2500                | 2500           | 1500                                 |
| 1800        | 2100                | 2100                | 2100           | 1800                                 |
| 2100        | 2150                |                     |                | 2100                                 |
| 2150        | 2200                |                     |                | 2200                                 |
| 2200        | 2300                |                     |                | 2500                                 |
| 2300        | 2500                |                     |                |                                      |
| 2500        |                     |                     |                |                                      |

Advantages of Us Over other Manufacturer.

- A.Ready Material Availability
- As mentioned above Sizes of frame and panels sections are readily available
- Results in Time savings
- Cost Savings of raw Material transportation
- Sizes availability leads to scrap savings at fabrication ends.
- This all could result in increase production activity at customer end.
- B.CNC Machine Bending.
- Results in High accuracy Bending.
- High speed product delivery, results in timely completion of jobs
- High accuracy jobs could save fabrication time.
- Can also be helpful in developing customized sections.



Hardware Of french doors.



Hinge



Tower Bolts



Frame Bush



Aldrop



Door & Window  
Handle



Conceald  
tower bolt



Mortoize lock



Wiondow Stay rod



Glass Pin

## ACCESSORIES & HARDWARES FOR GI DOORS

### WOODEN PAPER PROCESSES & APPLICATIONS :

It's the Processes Where any Steel Material Could be made look alike like a wood (M.S, G.I, S.S, Aluminium). The Processes Starts with Spraying a Polypropene Powder on a surface of a job or Metal which need to be Look like wooden, after spraying its heated in Oven for 15-18 Minutes at a Temperature of 220 degree celusis, then the Job is Glued with an tranparent Glue in order to stick the wooden paper. Once the paper is sticked then its again heated in oven at 180 degree celusis for 15 minutes, where colur from paper is transferred to the metal or job. And effective results is obtained.


#### Application.

This Paper Can be used in Aluminium Sections to Make, windows, Partition etc.

All GI, S.S, M.S doors Could be Made Look Alike like a wooden Doors.

Interior Industry has got wide application of this Paper, Where any Metal could be Made. Look alike like wooden.

### WOODEN BASE PAPER



### 50 MM DOOR HINJES

- ❖ Material S.S 304 Sheets
- Max. door weight Handling Capacity for 2 hinges. 70 kg.
- Area of application. For steel frames, for flush steel interior doors.
- Opening angle. 180.0 °
- Swing action. two-sided.
- Hold-open angle. 110 °
- Mounting. For DIN left and DIN right hand use.



50 mm



50 mm



70 mm



SMART LOCKS & MECHANICAL LOCKS

SMART LOCK :

❖ The main components of the smart lock include the physical lock, the key (which can be electronic, digitally encrypted, or a virtual key to provide keyless entry), a secure Bluetooth or Wi-Fi connection, and a management mobile app.



SL 001



SL 002



SL 003

FINGER SMART LOCK FUNCTION:      SMART LOCK FUNCTION      ❖ SMART LOCK WITH FACE UNLOCK

- 1. FINGER SENSOR
- 2. PASSWORD
- 3. CARD ACCESS
- 4). PHYSICAL KEY

- 1. SCREEN WITH VISION
- 2. FINGER PRINT SENSOR
- 3. PASSWORD
- 4. CARD ACCESS
- 5. PHYSICAL KEY

- FUNCTION
- 1.FACE UNLOCK
- 2.FINGER SENSOR
- 3.PASSWORD
- 4. CARD ACCESS
- 5. SCREEN FOR VISION
- 6. PHYSICAL KEY

MECHANICAL LOCK



STEEL GREY



RED BRONZE





GREEN BRONZE



STAINLESS STEELS

HONEYCOMB:

❖ Honeycomb used in inside the steel door and they are known for the longevity, outlasting Their resistance to bending pressure and flat surfaces reduces the likelihood of deformation over time. Despite their lightweight appearance, honeycomb doors are remarkably durable.





## CONTACT US

☎ +91 8087002466 | +91 9307390848  
+91 9552237573 | +91 9699322959

✉ evolutionenterprises21@gmail.com  
info.trietienterprises@gmail.com

🌐 www.com

📍 Sr. No. 155, Magazine Industries Bhosari,  
Pune-411015, Maharashtra, India.

📍 Gat No. 194 Alandi Markal Road, Opp Of  
Puspak Steel, Village Moje Dhanore Tal – Khed,  
District Pune – 412105, Maharashtra, India